

Teacher Growth

with Video Reflection



<http://tinyurl.com/4reflection>

Collaborative Project



Suzanne Whisler
Jen Madison

Scot Davis, *Hayward Elementary*
Tony Little, *Northside Elementary*
PK-5 Teachers

- Jara Tharp (1)
- Shane Mathis (5)



For details and documents, please visit our Google folder!



<http://tinyurl.com/4reflection>

What?

High Impact Instruction Partnership

- *The Art & Science of Teaching* (Marzano, 2011)
- goal-based conversations
- classroom video reflection
- non-evaluatory nature



Knight, J., 2011. *Unmistakable Impact*. Thousand Oaks, CA: Corwin Press.

Why?

“Perhaps the major reason video is so useful for learning is that it helps us see exactly what it looks like when we teach or our students learn” (Knight, 2014, p. 4).

- focus on teacher effectiveness & growth (not evaluation)
- deepen, personalize instructional conversations

How?


Guidelines for Introducing Video

1. Establish trust.
2. Make participation a choice.
3. Focus on intrinsic motivation and safety.
4. Establish boundaries.
5. Walk the talk.
6. Go slow to go fast.



How?

- record brief segment
- *fall* - view & reflect privately
- *spring* - view & reflect privately, then with ESU 4



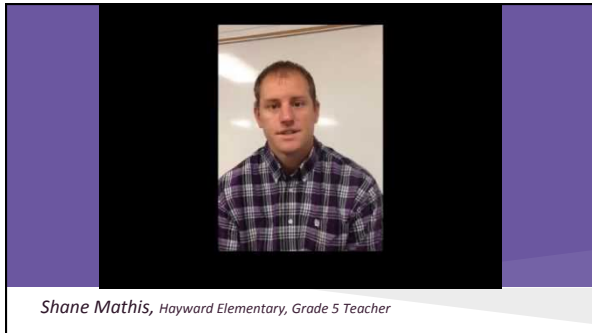
How?

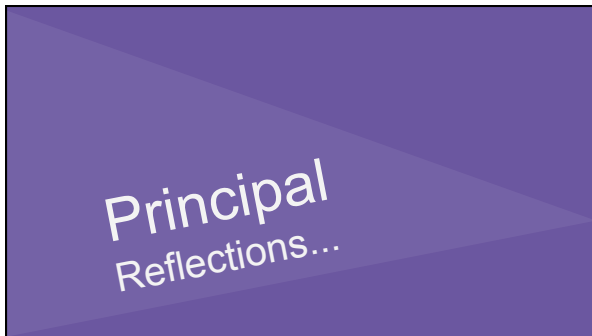
Practical Considerations

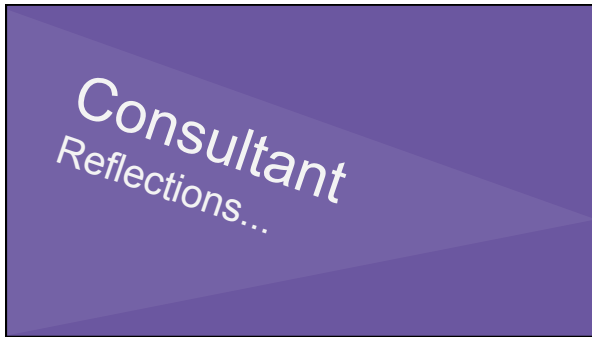
- teacher iPads (space, quality, viewer control)
- focused on teacher or students
- brief (recommended 10-15 minutes)

Teacher Reflections...

Jara Tharp, Northside Elementary, Grade 1 Teacher









Contact Us	
Nebraska City Public School Administrators @nebcityps.org	ESU 4 PD Consultants @esu4.net
Scot: sdavis Tony: tlittle Jara: jtharp Shane: smathis	Suzanne: swhisler Jen: jmadison
	