



# McCook Public Schools

## 2016 Report Card



2016 NeSA Writing McCook & State

**2016 writing scores are still embargoed**



### NeSA

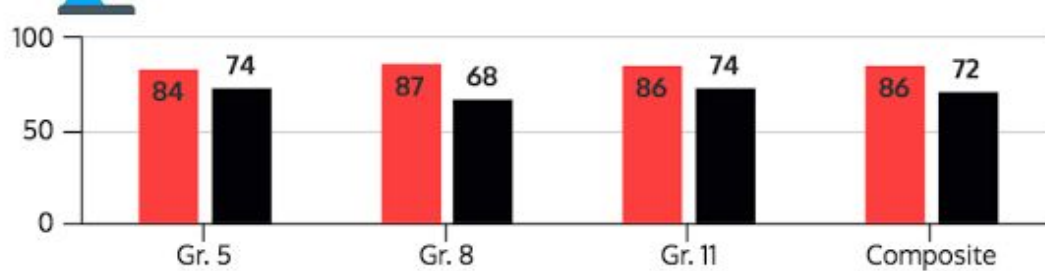
Every year in the state of Nebraska, students take the state test called NeSA. These assessments were developed to assess important learning objectives found in the state standards.

McCook Public Schools are involved with these assessments and regularly out perform the state on almost every assessments. The four bar graphs show how McCook students do compared to the rest of the state on the NeSA assessments.

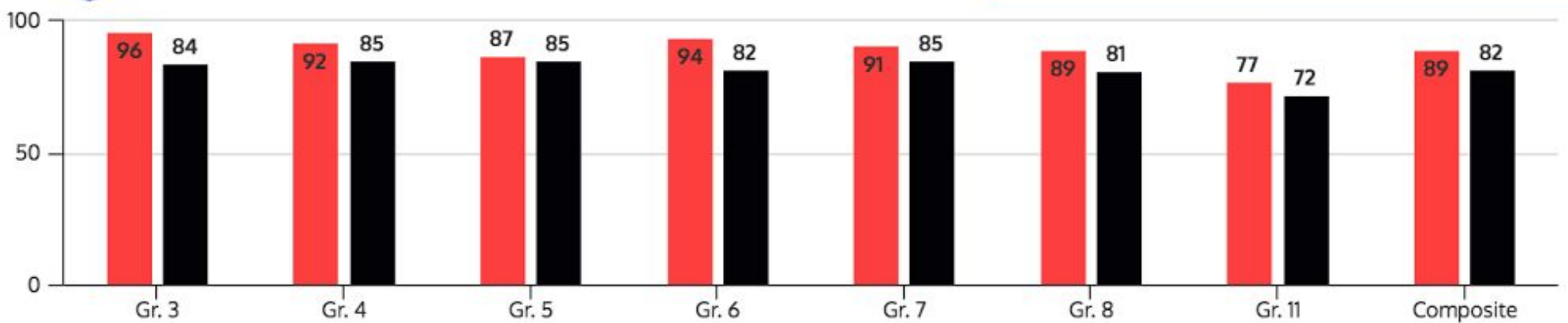
Composite data shows how the District average compares to the state average. This data again shows MPS outperforms the rest of the state in every content area.



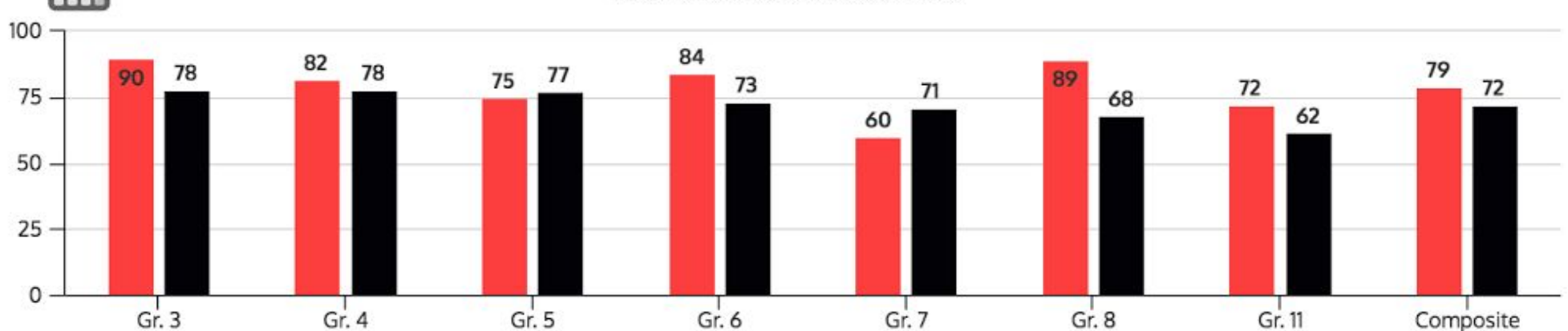
2016 NeSA Science McCook & State



2016 NeSA Reading McCook & State

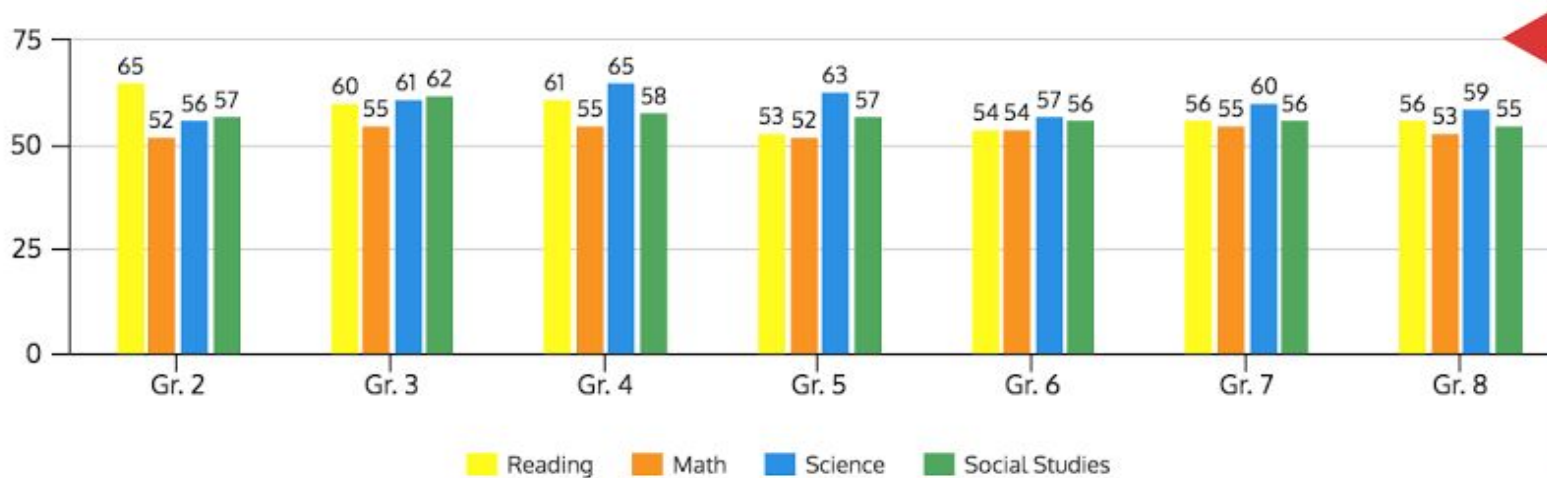


2016 NeSA Math McCook & State



McCook State

### Standardized Test Scores



Reading Math Science Social Studies

### ITBS

Students in McCook are also given a standardized achievement test annually. To the left you can see MPS student percentages. McCook students show here that they beat the national average in every content area (The national average score is 50).



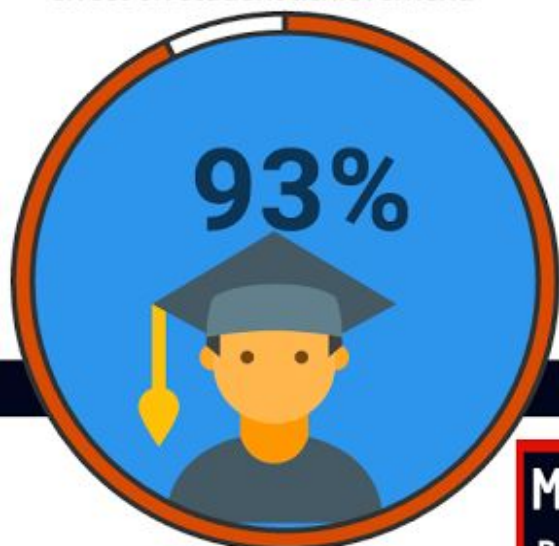
# McCook Public Schools

2016 Report Card

Equipping ALL students to Succeed!

## Equipping Students for Success

The McCook Public School system is striving to fulfill its mission to equip all students to succeed. Please take a look at the following data to get a better picture of what MPS has done to enhance instruction and our effect on student achievement.



Graduation Rate

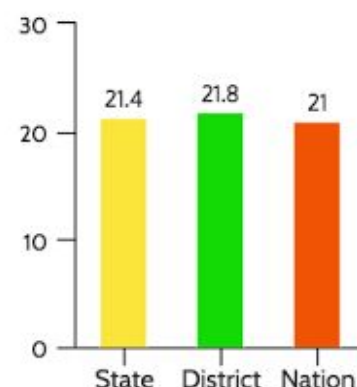


## McCook's Seniors

McCook's 2016 Senior class had an average ACT score of 21.8, which was higher than the state of Nebraska.

McCook also boasts of a 93% graduation rate, which again out performs the state and nation.

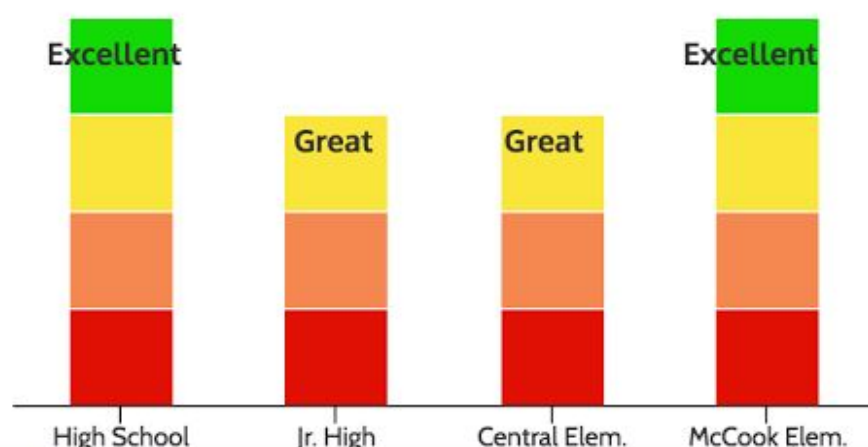
2016 ACT MPS and State



## McCook's Classification

By state statute Nebraska requires the Department of Education to rate every public school in the state. Two McCook schools were give the highest possible rating of Excellent and two were given the 2nd highest rating of Great.

AQUESTT MPS Classifications for 2015-2016



## Success by Design Timeline



Collaborative teacher teams studied the state standards, table of specifications, and local standards and identified the essential learning objectives ALL students must master.

All staff members received extensive training on Response to Intervention for the purpose of establishing a systemic process for providing immediate intervention to students who do not demonstrate mastery on CRTs.

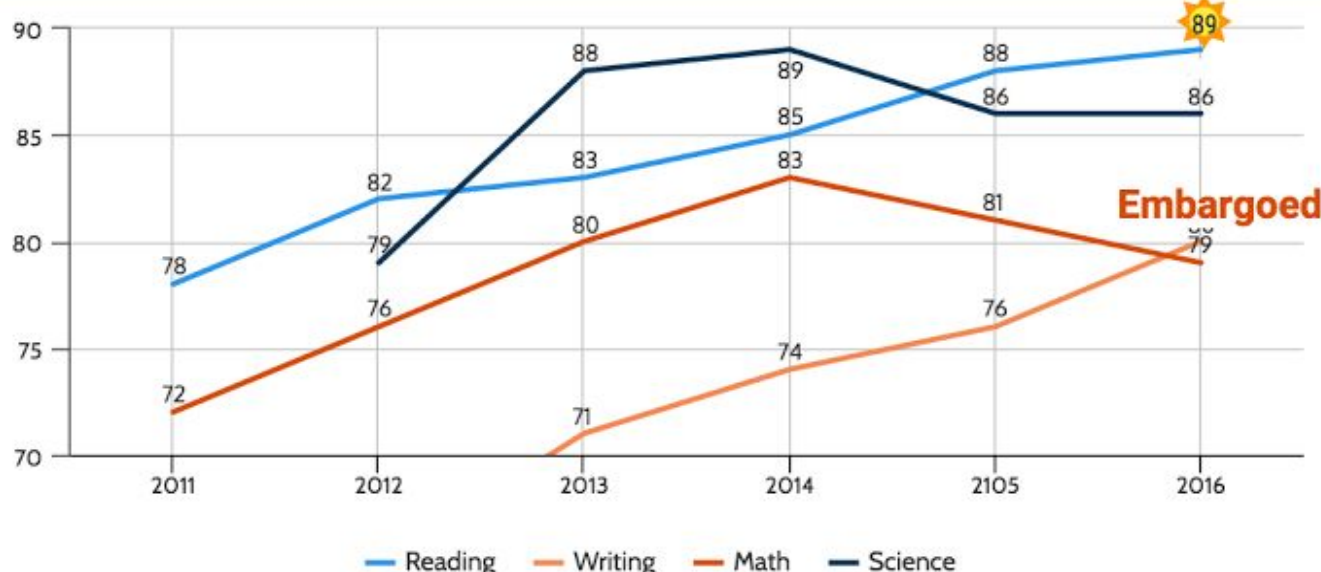


Studied professional learning communities (PLCs) and implemented collaborative teams on our early release Wednesdays. All teachers were trained on Madeline Hunter's ITIP model.

Collaborative teacher teams developed CRTs/Benchmark assessments so assessment results could clearly indicate to teachers who did and did not master the essential learning objectives.

Collaborative teacher teams developed formative, and common formative assessments and received training on assessment design and data interpretation.

## NeSA Trend Data



## McCook's 5 Year NeSA Trend Data

McCook Public Schools has demonstrated consistent growth over the past 5 years proving systemic success. We also have seen 6 years in a row of reading improvement!

\*\*Writing scores are embargoed

